



Section: Utilization Management	Policy Name: Levels of Care	Policy Number: 04.10
Owner: Director of Clinical Quality	Reviewed By: Director of Clinical Quality; Chief Administrative Officer; Medical Director	Total Pages: 5
Required By: <input type="checkbox"/> BBA <input type="checkbox"/> MDHHS <input type="checkbox"/> NCQA <input type="checkbox"/> Other (please specify): _____	Final Approval By: <i>Moira Kean</i> <i>Anne Wickham</i> <small>Anne Wickham (Jul 30, 2020 05:45 EDT)</small> <i>B. K. Ramesh</i> <small>B. K. Ramesh (Jul 31, 2020 16:34 EDT)</small>	Date Approved: Jul 30, 2020
Application: <input checked="" type="checkbox"/> SWMBH Staff/Ops <input checked="" type="checkbox"/> Participant CMHSPs <input type="checkbox"/> SUD Providers <input type="checkbox"/> MH/IDD Providers <input type="checkbox"/> Other (please specify): _____	Line of Business: <input checked="" type="checkbox"/> Medicaid <input type="checkbox"/> Other (please specify): <input checked="" type="checkbox"/> Healthy Michigan <input checked="" type="checkbox"/> SUD Block Grant <input checked="" type="checkbox"/> SUD Medicaid <input checked="" type="checkbox"/> MI Health Link	Effective Date: 7/28/2020

Policy: Southwest Michigan Behavioral Health (SWMBH) utilizes population-specific assessment tools with defined Levels of Care and Recommended Thresholds to assess eligibility for Prepaid Inpatient Health Plan (PIHP) Medicaid specialty behavioral health services. Levels of Care and Recommended Thresholds identify which services an individual is eligible to receive without necessitating a utilization management review.

Purpose: The federal Mental Health Parity and Addiction Equity Act of 2008 (MHPAEA) and the Medicaid Managed Care Regulations (42 CFR §438.910(b)) prohibit Medicaid managed care entities, including Prepaid Inpatient Health Plans (PIHPs), from imposing less favorable treatment limitations (qualitative or non-qualitative) on mental health and substance use disorder benefits than the predominate treatment limitations which exist for medical/surgical benefits of the same class (e.g., inpatient services, ambulatory services). In Michigan, standardized criteria and assessments are employed by all PIHPs for those who request behavioral health services, to promote statewide consistency for access to Medicaid specialty behavioral health services (uniformity of benefit), and to prevent unequal treatment limitations. This policy outlines how SWMBH and its Community Mental Health (CMHs) use standardized assessments and level of care criteria to ensure equitable access to services.

Scope: Levels of Care are used to define level of need, and Core Service Menus are established to recommended service amounts for each Level of Care, for each of the Medicaid behavioral health populations served by SWMBH and regional CMHs.



Responsibilities:

- A. SWMBH, CMH, and contracted provider staff use the appropriate population-specific assessment to determine individuals' Level of Care. Each Level of Care corresponds to a Core Service Menu of supports and services.
- B. Staff assist individuals in developing their Person-Centered Plan of service. Services requested in the Person-Centered Plan that fall within the Core Service Menu do not require utilization management review. Services requested that fall outside of the Core Service Menu (Exceptions) are reviewed by a CMH or SWMBH Utilization Management staff member for approval or denial, prior to service delivery.
- C. SWMBH Levels of Care and Core Service Menus are reviewed and modified as necessary through the SWMBH Regional Utilization Management Committee.

Definitions:

- A. Core Service Menu: The services which are available with defined Recommended Thresholds for an identified population at a given Level of Care.
- B. Exception: Service(s) that fall above the Recommended Threshold or outside of the Core Service Menu for a given Level of Care.
- C. Level of Care: Refers to the intensity of services (setting, frequency and mode) an individual will receive during a specific stage of treatment.
- D. Medical Necessity: Determination that a specific service is medically (clinically) appropriate, necessary to meet needs, consistent with the person's diagnosis, symptomatology and functional impairments, is the most cost-effective option in the least restrictive environment, and is consistent with clinical standards of care. (Medicaid Provider Manual)
- E. Recommended Threshold: The annual service unit limit per Level of Care at which a particular service may be requested and delivered without utilization management review and approval.
- F. Uniform Benefit/Uniformity of Benefit: Consistent application of and criteria for benefit eligibility, level of care determination and service provision regardless of various demographics including geographic location, based upon the clinical and functional presentation of the person served, over time.
- G. Utilization Review: The process of monitoring, evaluating medical necessity, use, delivery, cost effectiveness, appropriateness, and the efficient use of health care services provided by health care professionals on a prospective, concurrent or retrospective basis. Utilization review activities include monitoring of individual consumer records, specific provider practices and system trends. to determine appropriate application of Guidelines and Criteria in the following areas: level of care determination, Application of Service Selection Criteria, Application of Best Practice Guidelines, Consumer outcomes, Over-Utilization/under Utilization, and Review of clinical or resource utilization Outliers.

Standards and Guidelines:

- A. SWMBH Levels of Care are developed, and are reviewed and modified as necessary, under the direction of the SWMBH Regional Utilization Management Committee.
- B. The assessment tools used to determine Level of Care service Menus for each population are listed below.
 - 1. The Level of Care Utilization System (LOCUS) for Psychiatric and Addiction Services is used with adults with mental illness, 18 and up.

2. The Child and Adolescent Functional Assessment Scale (CAFAS) is used with children and youth with emotional disturbances ages 7-17.
 3. The Preschool and Early Childhood Functional Assessment Scale (PECFAS) is used with children with emotional disturbances ages 4-6.
 4. The Supports Intensity Scale (SIS) is used with adults with intellectual and developmental disabilities, 18 and older.
 5. The American Society of Addiction Medicine Patient Placement Criteria (ASAM) is used with persons with substance use disorders.
- C. SWMBH Levels of Care, Core Service Menus, and Recommended Thresholds define a common benefit package based on the assessment tool used for the defined population.
- D. For each population area, a Core Service Menu is available for each defined Level of Care. Recommended Thresholds exist within each Core Service Menu.
- E. Services that comprise the Core Service Menu for an individual's Level of Care do not require review and approval by utilization management staff if the service units requested are below the annual Recommended Threshold. Any combination of these services may be selected by the individual through the person-centered planning process, without additional authorization review, as long as Medicaid Provider Manual criteria are met, and the individual's record contains documentation of rationale of medical necessity for the service(s).
- F. Certain services (e.g., personal care and community living supports in a specialized residential setting) do not have pre-approved service availability with the Core Service Menu, and require utilization management review and approval for any request, due to the Recommended Threshold being set at 0.
- G. Certain services are excluded from the Level of Care guidelines. These are:
1. Screening and Emergency/Crisis services (H0002, S9484, T1023), which do not require authorization.
 2. Assessments (H0031, 90791, 90792), which will be monitored outside of the Level of Care guidelines.
 3. Acute Psychiatric Services and electroconvulsive therapy (ECT): Review and authorization of these services are managed through the pre-screen and concurrent authorization processes.
 4. Medication Injections (96372 and 99506).
- H. Services requested that are beyond the Recommended Threshold or that fall outside of the Core Service Menu for an individual's Level of Care are referred to as Exceptions. An Exception may be authorized if medical necessity is established through a utilization review.
1. Exception requests are generated following the person-centered planning process and development of the individualized plan of service (including plan amendments).
 2. A utilization management professional reviews the request and makes a determination of medical necessity, including amount, scope, and duration, for the service being requested.
 3. When an Exception is being reviewed, Utilization Management staff will review an individual's entire service package to assess the medical necessity of the individual's entire service array.
 4. If the Exception is approved, the reason must be clearly documented by the utilization reviewer.
 5. Common reasons for approvals of Exception requests for *clinical* services include:
 - a. Recent hospitalization(s) or exacerbation of symptoms
 - b. Multiple comorbidities with complex needs
 - c. Multiple psychosocial needs or stressors



- d. Person at risk of harm to self or others
6. The following information should be considered during Person-Centered Planning, and when reviewing Exception requests for **supportive** services:
 - a. The degree to which the individual requires supervision and support for health and safety needs,
 - b. The availability of natural supports and caregivers (with consideration of work hours),
 - c. School involvement, employment/volunteer status (including retirement age), and hours worked or at school,
 - d. The individual's living arrangement – family home, independent living, or licensed home,
 - e. Other psychosocial and health considerations such as legal involvement or co-morbid chronic diseases,
 - f. Duration in services and progress in skill development / goal attainment,
 - g. Whether the request is duplicative with other available or provided services or supports (including services or supports available through non-Medicaid sources like home help, MRS, or school/the ISD),
 - h. Whether the service request is the least restrictive, most cost-effective approach to address health and safety needs and/or to meet person-centered goals and objectives (e.g., if less restrictive/intensive services were in place, could the individual still make progress toward goals, and remain safe? Or, would more intensive services like inpatient or specialized residential be needed?).
7. If the Exception is denied or not approved in whole, the reason is clearly documented by the utilization management reviewer, and Notice of Adverse Action is provided.
8. Utilization review of Exception requests follow all PIHP, state, and federal policy related to Medicaid authorization requests, including but not limited to timeliness of decisions and credentials of individuals making authorization determinations.

Procedures: None

Effectiveness Criteria: N/A

References: None

Attachments:

- A. 04.10A SWMBH Core Service Menu - Adults with Mental Illness
- B. 04.10B SWMBH Core Service Menu - Youth with Severe Emotional Disturbances
- C. 04.10C SWMBH Core Service Menu – Adults with Intellectual and Developmental Disabilities
- D. 04.10D SWMBH Core Service Menu – Persons with Substance Use Disorders

Revision History

Revision #	Revision Date	Revision Location	Revision Summary	Revisor
1	5/31/19	Scope and Responsibilities	Added (not in previous version)	Moira Kean
1	5/31/19	Attachments	Addition of CAFAS/PECFAS Core Service Menu Updates to LOCUS Core Service Menu	Moira Kean
1	5/31/19	Standards and Guidelines, G	Added medication injection to list of services not requiring authorization	Moira Kean
2	June 2020	Standards and Guidelines, H.3	When an Exception is being reviewed, UM staff will review an individual's entire service package to assess the medical necessity of the individual's entire service array	Moira Kean
2	June 2020	Standards and Guidelines, H.5 and 6	Considerations for exception reviews for supportive services (vs clinical services)	Moira Kean
2	June 2020	Attachments	Addition of I/DD and SUD Core Service Menus	Moira Kean


04.10 Levels of Care


Final Audit Report


2020-07-31


Created:	2020-07-30
By:	Erin Peruchietti (erin.peruchietti@swmbh.org)
Status:	Signed
Transaction ID:	CBJCHBCAABAAqQnxloxpYP9-TF93E-18TMo49MPWDeOW


"04.10 Levels of Care" History


-  Document created by Erin Peruchietti (erin.peruchietti@swmbh.org)
2020-07-30 - 1:25:45 PM GMT- IP address: 104.159.231.26


-  Document emailed to Moira Kean (moira.kean@swmbh.org) for signature
2020-07-30 - 1:26:42 PM GMT


-  Email viewed by Moira Kean (moira.kean@swmbh.org)
2020-07-30 - 1:45:13 PM GMT- IP address: 104.47.36.254


-  Document e-signed by Moira Kean (moira.kean@swmbh.org)
Signature Date: 2020-07-30 - 1:45:29 PM GMT - Time Source: server- IP address: 108.203.175.2


-  Document emailed to AnneWickham (anne.wickham@swmbh.org) for signature
2020-07-30 - 1:45:30 PM GMT


-  Email viewed by AnneWickham (anne.wickham@swmbh.org)
2020-07-30 - 1:46:11 PM GMT- IP address: 104.47.36.254

-  Document e-signed by AnneWickham (anne.wickham@swmbh.org)
Signature Date: 2020-07-30 - 1:46:27 PM GMT - Time Source: server- IP address: 97.83.27.64

-  Document emailed to B K Ramesh (bkrameshmd@gmail.com) for signature
2020-07-30 - 1:46:28 PM GMT

-  Email viewed by B K Ramesh (bkrameshmd@gmail.com)
2020-07-31 - 8:33:54 PM GMT- IP address: 66.102.6.252

-  Document e-signed by B K Ramesh (bkrameshmd@gmail.com)
Signature Date: 2020-07-31 - 8:34:33 PM GMT - Time Source: server- IP address: 68.56.224.6

-  Signed document emailed to Erin Peruchietti (erin.peruchietti@swmbh.org), Moira Kean (moira.kean@swmbh.org), AnneWickham (anne.wickham@swmbh.org), and B K Ramesh (bkrameshmd@gmail.com)
2020-07-31 - 8:34:33 PM GMT


SWMNBH CORE SERVICE MENU - YOUTH WITH SEVERE EMOTIONAL DISTURBANCES

Version Date: 5/4/2022

Endorsement:

Dates: 5/9/22 Regional Utilization Management Committee

The SWMNBH Core Service Menu is intended as guidelines, not to be interpreted as caps on services or as one-size-fits-all service packages. An assessment score does not directly equate to approval for services. Services are typically determined based on a combination of Assessment, Person-Centered Planning process, consideration of natural supports, stage of change, service history, and clinician judgment. Clinical assessment shall contain clear documentation of eligibility for Phip specialty services, as outlined in MFM BH/DD Chapter, section 1.6, as well as documentation supporting the medical necessity of each requested/authorized service. Some court-ordered individuals may be required by a judge's order into a level of care inconsistent with the assessment score. Funding via Phip Medicaid funds is contingent upon documented medical necessity for the services being delivered. SWMNBH is responsible to ensure that LOC guidelines are being used consistently by OHSRS, as well as to ensure that appropriate exceptions, appeal mechanisms and documentation are in place. Goal is to have a common, uniform benefit for Medicaid services across the region, informed by consistent, standardized assessments. Services not requiring authorization: Screening and Emergency/Crisis services (H0203, S0484, T1023), Medication injections (S0273 and S0550), Prevention (S0262, T1027), Assessments (H0201, S0723, S0732) and Behavior Treatment Review will be monitored outside of the core service menu and authorized per the Core's policies. Review and authorization for acute psychiatric services and ECT are managed through the pre-screen and consent authorization processes. This list is not all-inclusive. Any other services not listed require review at the local OHSRP by a Utilization Management Professional, including but not limited to: CTS/PC Per Diem, Family Training, Nutrition services, OT/PT/SLP, Respite, Prevention Services, Psychological Testing, Skill Building, and Supported Independent Living.




CFAS/PCAS Total Score	Level 0	Level 1	Level 2	Level 3	Level 4
Other Indicators for services at this level	<p>C-20 Functional Level: Child/family with minimal involvement who may require limited services to maintain stability; mild family/relationship issues; adjustment difficulties; mild difficulties in school/day care settings.</p> <p>Risk of Psychiatric Hospitalization: Minimal to no risk.</p> <p>Prior Psychiatric Hospitalizations: No hospitalizations in the past year.</p> <p>ED/Crisis Services: Minimal use of ED or crisis services.</p> <p>Thinking/Communication: Thought, as reflected by communication, is not disordered or eccentric.</p> <p>Substance Use: N/A</p>	<p>S0-70 Functional Level: Ability to function with age level in some areas, overall stable living environment; service needs focus on building resiliency and other protective factors in child/family; crisis intervention services not needed or needed infrequently; mild or fewer impairments in functional domains.</p> <p>Risk of Psychiatric Hospitalization: Minimal to no risk.</p> <p>Prior Psychiatric Hospitalizations: Infrequent to no hospitalizations in the past year.</p> <p>Treatment: Significant progress in treatment; reduction or stabilization of symptoms; transitioning from higher level of care, or may need additional support.</p> <p>ED/Crisis Services: Low/frequent use of ED or crisis services.</p> <p>Thinking/Communication: Occasional difficulty in communication; behavior or interactions with others due to any of the following: eccentric or odd speech, expression of odd beliefs, or 1 older than eight years old; medical thinking; unusual perceptual experiences not qualifying as pathological indications.</p> <p>Substance Use: Pattern of substance use likely impairs functioning.</p>	<p>S0-110 Functional Level: Moderate to significant inability to function in some areas, instability in living environment; multiple service needs; family requires regular supports; crisis intervention services needed.</p> <p>Risk of Psychiatric Hospitalization: Low to moderate risk.</p> <p>Placement: At risk for out of home placement.</p> <p>Behavior: Disruptive behavior.</p> <p>ED/Crisis Services: Moderate to frequent use of ED/Crisis services.</p> <p>Thinking/Communication: Frequent difficulty in communication or behavior; specialized setting or supervision needed due to any of the following: communication does not "flow," use frequent, or disorganized; frequent escalation or inhibition; inconsistent hallucinations that interfere with normal functioning; pre-occupying cognitions or fantasies with bizarre, odd, or gross themes.</p> <p>Substance Use: Substance use has serious negative consequences.</p>	<p>120-150 Functional Level: Inability to function in most areas; persistent danger to self and others; caregiver functioning plus child at significant risk.</p> <p>Risk of Psychiatric Hospitalization: Significant risk of institutionalization or placement outside of current community; may be residing in a specialized residential setting.</p> <p>Placement: In numerous provider systems, i.e. Criminal Justice, Dept. of Human Services, or School.</p> <p>Risk of Psychiatric Hospitalization: Moderate to significant risk of institutionalization and/or placement outside of current setting; frequent psychiatric hospitalizations; history of impulsive behaviors or suicidal ideation.</p> <p>Behavior: Significant difficulties in current setting; frequent placement; treatment needs beyond home based services.</p> <p>Thinking/Communication: Cannot interact adequately in the community due to any of the following conditions: communication (impairments, speech or bizarre behavior; frequent and/or noncommunicative; strange or idiosyncratic behavior; frequent and/or disorganized ideas or hallucinations; short-term memory loss; disorientation to time or place.</p>	<p>160-210 Functional Level: Total assistance needed on a daily basis.</p> <p>Risk of Psychiatric Hospitalization: Significant risk of institutionalization and/or placement outside of current community.</p> <p>Behavior: Disruptive high risk, impulsive, potentially dangerous behavior towards self/others.</p> <p>Substance Use: Substance use dominates life; usage is out of control and serves no social function.</p>
Other clarifications	<p>Clinical assessment must contain clear documentation of eligibility for Phip services, in accordance with MFM BH/DD Chapter, section 1.6 and SWMNBH Policy 2.1, SMI and SLD Specialty Services Eligibility.</p>				
Services / Annual Threshold for UIM Review in Units	<p>Services / Annual Threshold for UIM Review in Units</p>				
	<p>Community Living Supports 15 minutes (H2015)</p> <p>Family and Individual Therapy (S083X, S084X)</p> <p>Family Training (S5111)</p> <p>Group Therapy (S0833)</p> <p>Home Based (H0336)</p> <p>Multi-systemic therapy (H2033)</p> <p>Psychiatric office visit (S920X)</p> <p>Targeted Case Management (T1017)</p> <p>Treatment Planning (H0202)</p> <p>Wraparound Services - 15 minute unit non-walker (H2021)</p> <p>Wraparound Services - Walker Per Diem (H2022)</p>	<p>Community Living Supports 15 minutes (H2015)</p> <p>Family and Individual Therapy (S083X, S084X)</p> <p>Family Training (S5111)</p> <p>Group Therapy (S0833)</p> <p>Home Based (H0336)</p> <p>Multi-systemic therapy (H2033)</p> <p>Psychiatric office visit (S920X)</p> <p>Targeted Case Management (T1017)</p> <p>Treatment Planning (H0202)</p> <p>Wraparound Services - 15 minute unit non-walker (H2021)</p> <p>Wraparound Services - Walker Per Diem (H2022)</p>	<p>Community Living Supports 15 minutes (H2015)</p> <p>Family and Individual Therapy (S083X, S084X)</p> <p>Family Training (S5111)</p> <p>Group Therapy (S0833)</p> <p>Home Based (H0336)</p> <p>Multi-systemic therapy (H2033)</p> <p>Psychiatric office visit (S920X)</p> <p>Targeted Case Management (T1017)</p> <p>Treatment Planning (H0202)</p> <p>Wraparound Services - 15 minute unit non-walker (H2021)</p> <p>Wraparound Services - Walker Per Diem (H2022)</p>	<p>Community Living Supports 15 minutes (H2015)</p> <p>Family and Individual Therapy (S083X, S084X)</p> <p>Family Training (S5111)</p> <p>Group Therapy (S0833)</p> <p>Home Based (H0336)</p> <p>Multi-systemic therapy (H2033)</p> <p>Psychiatric office visit (S920X)</p> <p>Targeted Case Management (T1017)</p> <p>Treatment Planning (H0202)</p> <p>Wraparound Services - 15 minute unit non-walker (H2021)</p> <p>Wraparound Services - Walker Per Diem (H2022)</p>	<p>Community Living Supports 15 minutes (H2015)</p> <p>Family and Individual Therapy (S083X, S084X)</p> <p>Family Training (S5111)</p> <p>Group Therapy (S0833)</p> <p>Home Based (H0336)</p> <p>Multi-systemic therapy (H2033)</p> <p>Psychiatric office visit (S920X)</p> <p>Targeted Case Management (T1017)</p> <p>Treatment Planning (H0202)</p> <p>Wraparound Services - 15 minute unit non-walker (H2021)</p> <p>Wraparound Services - Walker Per Diem (H2022)</p>
Typical Outcomes/Services for this level of Care	<p>All services requests in this level require review and approval by a Utilization Management professional through the Exception review process. If Phip services are delivered at this level, clinical assessment shall contain clear documentation regarding eligibility for Phip services, as outlined in MFM BH/DD Chapter, section 1.6 and SWMNBH SMI and SLD Specialty Services Eligibility Policy.</p> <p>CRHC Dimensional Stress: Individuals requiring support for mild to moderate emotional disturbances with a qualifying diagnosis at CFAS LOC 0 may receive up to 22 units of outpatient or group therapy and 4 psychiatric office visits without requiring UIM review.</p>				

Service thresholds listed above include all Medicaid specialty behavioral health services authorized/delivered under the HICSS/CR codes listed, with any applicable modifiers, unless otherwise indicated.

SWMNB CORE SERVICE MENU - ADULTS WITH INTELLECTUAL/DEVELOPMENTAL DISABILITIES

Version Date: 7/1/2022

Endorsement Dates: 7/1/22




7/1/22 Regional Utilization Management Committee and Regional Clinical Practices Committee
 The SWMNB Core Service Menu is intended as guidelines, not to be interpreted as caps on services or as one-size-fits-all service packages. An assessment score does not directly equate to approval for a service(s). Services are typically determined based on a combination of Assessment, Person-Centered Planning process, consideration of natural supports, stage of change, service history and clinical judgement. Clinical assessments shall contain clear documentation of eligibility for PIRP specialty services, as outlined in MHPM BH/DDO Chapter, section 1.5, as well as documentation supporting the medical necessity of each requested/authorized service.
 Some court-ordered individuals may be required by Judge's order into a level of care inconsistent with the assessment score. Funding via PIRP Medical funds is contingent upon documented medical necessity for the services being delivered.
 SWMNB is responsible to ensure that LOC guidelines are being used consistently by CMSHPs, as well as to ensure that appropriate exceptions, appeal mechanisms and documentation are in place. Goal is to have a common, uniform benefit for Medicaid services across the region. Informed by consistent, standardized assessments.
 Services not requiring authorization: Screening and Emergency/Crisis services (H0002, 9969X, 110023), Medication Injections (9632Z and 99509), Prevention (9942Z, 11007)
 Assessments (H0033, 90721, 90723) will be monitored outside of the Core Service Menu. Review and authorization for Active Psychiatric Services and ECT are managed through the pre-screen and concurrent authorization process.
 SWMNB is not all-inclusive. Any other services not listed require review at the local CMSHP by a Utilization Management Professional, including but not limited to: CS/PC Peer Dem, Family Training, Nutrition Services, Prevention Services, Psychological Testing, and supported independent living.

Level	Level 1	Level 2	Level 3	Level 4	Level 5	Level 6
SS ABE, Medical, and Behavior Scores	Low functional support needs, low medical and behavioral support needs ABE Score 0-22, and Medical Score 0-3, and Behavior Score 0-3	Moderate functional support needs, low medical and behavioral support needs ABE Score 23-27, and Medical Score 0-4, and Behavior 0-3	High functional support needs, low medical and behavioral support needs ABE Score 28+, and Medical Score 0-4, and Behavior 0-3	Any functional support needs, moderate medical and/or behavioral support needs ABE - Any Score, Medical Score 4-6 OR Behavioral 4-5	Any functional support needs, high medical and/or behavioral support needs ABE - Any Score, Medical Score 7-9 OR Behavioral 7-9	Any functional support needs, extraordinary medical and/or behavioral support needs ABE - Any Score, Medical 10+ OR Behavioral 10+
Other indicators for sampling at this level	Functional Level: Requires minimal prompts/reminders to engage in or complete daily living activities and to access the community. Behavioral Health: No to moderate behavioral issues. May require a behavior support plan to ensure consistency and protective approaches. Physical Health: Comprehensive Medical/health needs are stable and maintained with minimal support. Safety Risk: None or managed with minimal prompting, supervision, or reminders	Functional Level: Verbal prompts, coaching, and/or teaching needed to engage in or complete daily living activities and to access the community. Behavioral Health: No to moderate behavioral issues. May require a behavior support plan to ensure consistency and protective approaches. Physical Health: Comprehensive Medical/health needs are stable. May require assistance and prompts to ensure health care needs are met. Safety Risk: Safety risks managed with prompting, supervision, and/or reminders	Functional Level: Frequent assistance, guidance, and/or prompts needed to engage in or complete daily activities and to access the community. Some hands-on physical support/guidance needed. Behavioral Health: No to moderate behavioral issues. May require a behavior support plan to ensure consistency and protective approaches. Physical Health: Comprehensive Medical/health needs are stable. Require assistance and/or prompts to ensure healthcare needs are met. Safety Risk: Safety risks may be present that need to be addressed or monitored. Includes safety to self and safety in the community.	Functional Level: Medical or behavioral needs adversely affect individual's functioning and need for assistance at this level. Behavioral Health: May have potentially harmful, injurious or dangerous behaviors requiring frequent and consistent proactive interventions, and a formal behavior treatment plan. Physical Health: Comprehensive: May have medical/health needs requiring weekly (or more) monitoring and/or oversight and assistance. Safety Risk: Safety risks to self or others may exist. Includes safety to self and safety in the community. May need environmental accommodations.	Functional Level: Medical or behavioral needs adversely affect individual's functioning and need for assistance at this level. Behavioral Health: May have potentially harmful, injurious or dangerous behaviors requiring a high level of supervision, consistent proactive interventions, and a formal behavior treatment plan. Physical Health: Comprehensive: May have extensive medical/health needs, requiring daily (or more) monitoring and/or oversight and hands on assistance. Nursing services may be required to develop and train on health care protocols. Safety Risk: Active safety risk to self or others due to medical or behavioral risks. May need environmental accommodations.	Functional Level: Medical or behavioral needs adversely affect individual's functioning and need for assistance at this level. Behavioral Health: May have frequent potentially harmful, injurious or dangerous behaviors requiring near continuous supervision, consistent proactive interventions, and a formal behavior treatment plan. Physical Health: Comprehensive: May have extensive medical/health needs, requiring monitoring and/or oversight multiple times during the day. Nursing services typically required to develop and train on health care protocols. Safety Risk: Active safety risk to self or others due to medical or behavioral risks. May need environmental accommodations.
Other clarifications	Community Living Supports 15 minutes (H2015) Family and Individual Therapy (9083X, 9084X) Fiscal Intermediary Services (T2025) Nursing Services (T1002) Psychiatric office visit (9920X) Respite Services, 15 minute (T1005) Skill-Building/Non-Vocational (H2014/H2014HX) Supported Employment (H2023) Targeted Case Management (T1017)	Community Living Supports 15 minutes (H2015) Family and Individual Therapy (9083X, 9084X) Fiscal Intermediary Services (T2025) Nursing Services (T1002) Psychiatric office visit (9920X) Respite Services, 15 minute (T1005) Skill-Building/Non-Vocational (H2014/H2014HX) Supported Employment (H2023) Targeted Case Management (T1017)	Community Living Supports 15 minutes (H2015) Family and Individual Therapy (9083X, 9084X) Fiscal Intermediary Services (T2025) Nursing Services (T1002) Psychiatric office visit (9920X) Respite Services, 15 minute (T1005) Skill-Building/Non-Vocational (H2014/H2014HX) Supported Employment (H2023) Targeted Case Management (T1017)	Community Living Supports 15 minutes (H2015) Family and Individual Therapy (9083X, 9084X) Fiscal Intermediary Services (T2025) Nursing Services (T1002) Psychiatric office visit (9920X) Respite Services, 15 minute (T1005) Skill-Building/Non-Vocational (H2014/H2014HX) Supported Employment (H2023) Targeted Case Management (T1017)	Community Living Supports 15 minutes (H2015) Family and Individual Therapy (9083X, 9084X) Fiscal Intermediary Services (T2025) Nursing Services (T1002) Psychiatric office visit (9920X) Respite Services, 15 minute (T1005) Skill-Building/Non-Vocational (H2014/H2014HX) Supported Employment (H2023) Targeted Case Management (T1017)	Community Living Supports 15 minutes (H2015) Family and Individual Therapy (9083X, 9084X) Fiscal Intermediary Services (T2025) Nursing Services (T1002) Psychiatric office visit (9920X) Respite Services, 15 minute (T1005) Skill-Building/Non-Vocational (H2014/H2014HX) Supported Employment (H2023) Targeted Case Management (T1017)

ABE score is the composite score of support needs in three specific areas of the SIS: Part A: Home Living Activities; Part B: Community Living Activities; and Part C: Health and Safety Activities
 SWMNB will review Authorization & actual utilization data to identify cases for oversight and monitoring for over and under utilization

SWMIBH CORE SERVICE MENU - PERSONS WITH SUBSTANCE USE DISORDERS

Version Date: 12/20/22
 Endorsement Dates: Regional Substance Use Directors Workgroup 12/20/2022, Regional Utilization Management Committee 11/14/2022



The SWMIBH Core Service Menu is intended as guidelines, not to be interpreted as caps on services. Authorization thresholds for the ASAM Core Service Menu are based on the level of care (LOC) the person was referred to. In cases where referred LOC differs from the recommended LOC, the record should document this, along with the rationale for the discrepancy. Services are typically determined based on a combination of assessment, planning process, consideration of natural supports, stage of change, service history, and clinician judgement. Clinical assessments shall contain documentation supporting the medical necessity of each requested/authorized service.

Some court-ordered individuals may be required by judge's order into a level of care incongruent with the assessment score. Funding via PHP Medicaid funds requires medical necessity for the services being delivered.

SWMIBH is responsible to ensure that LOC guidelines are being used consistently by CMHSPs, as well as to ensure that appropriate exceptions, appeal mechanisms and documentation are in place. Goal is to have a common, uniform benefit for SUD services across the region, informed by consistent, standardized assessments.

This list is not all-inclusive. Any other services not listed (e.g., residential, withdrawal management, childcare services) require UM review at the CMHSP or SWMIBH.

Level Name	Level 0.5	Level 1	Level 1 OTP	Level 2.1
Level Description*	Early Intervention Assessment and education for individuals who, for a known reason, are at risk of developing substance-related problems, or for whom there is not yet sufficient information to document a diagnosable substance use disorder.	Outpatient Recovery or motivational enhancement therapies and strategies that may be delivered in a variety of settings. Typically consists of less than 9 hours of service/week for adults, or less than 6 hours a week for adolescents.	Opoid Treatment Program Daily or several times weekly opiod agonist medication and counseling available to maintain multidimensional stability for those with severe opiod use disorder.	Intensive Outpatient Intensive education and treatment to individuals with multidimensional instability, delivered on an outpatient basis, allowing individuals to apply skills in the "real world." Typically consists of 9 or more hours of service a week (adults) or 6 or more hours (adolescents).
Other definitions:	Persons with co-occurring disorders may have assessments completed from both MI and SUD populations, and may receive services from both funding streams. Refer to Core Service Menu for Adults with Mental Illness for behavioral health-related services.			
	A detailed description of the services typically offered in each level of care, the care setting, and how to identify patients who would benefit from each level of care using the ASAM criteria, begins on page 179 of The ASAM Criteria: Treatment Criteria for Addictive, Substance-Related, and Co-Occurring Conditions (2013).			
Typical Services in this Level of Care	Services / Annual Threshold* for UM Review in Units Care Coordination (H0050) 0 Drug Screen (H0003, H0048, 80305, 80306, 80307) 0 Early Intervention (H0022) 10 Group Counseling (H0005) 0 Group Therapy (90833) 0 Individual or Family Therapy (9083X, 9084X) 25 Intensive Outpatient Treatment (H0015) 0 Methadone Administration (H0020) 0 Psychiatric office visit (9922X) 0 Recovery Coach (Peer Services) (H0038) 150 Treatment Planning (T1007) 0	Services / Annual Threshold* for UM Review in Units Care Coordination (H0050) 75 Drug Screen (H0003, H0048, 80305, 80306, 80307) 0 Early Intervention (H0022) 0 Group Counseling (H0005) 40 Group Therapy (90833) 40 Individual or Family Therapy (9083X, 9084X) 70 Intensive Outpatient Treatment (H0015) 30 Methadone Administration (H0020) 0 Psychiatric office visit (9922X) 16 Recovery Coach (Peer Services) (H0038) 150 Treatment Planning (T1007) 3	Services / Annual Threshold* for UM Review in Units Care Coordination (H0050) 10 Drug Screen (H0003, H0048, 80305, 80306, 80307) 0 Early Intervention (H0022) 0 Group Counseling (H0005) 40 Group Therapy (90833) 40 Individual or Family Therapy (9083X, 9084X) 115 Intensive Outpatient Treatment (H0015) 40 Methadone Administration (H0020) 365 Psychiatric office visit (9922X) 16 Recovery Coach (Peer Services) (H0038) 150 Treatment Planning (T1007) 3	Services / Annual Threshold* for UM Review in Units Care Coordination (H0050) 25 Drug Screen (H0003, H0048, 80305, 80306, 80307) 17 Early Intervention (H0022) 0 Group Counseling (H0005) 52 Group Therapy (90833) 52 Individual or Family Therapy (9083X, 9084X) 50 Intensive Outpatient Treatment (H0015) 12 Methadone Administration (H0020) 50 Psychiatric office visit (9922X) 0 Recovery Coach (Peer Services) (H0038) 16 Treatment Planning (T1007) 50

