




Section: Utilization Management	Procedure Name: Access Management, Triage & Referral Protocol	Procedure #: MHL 04.02.01
Overarching Policy: MHL 04.02 – Access Management, Triage & Referral		
Owner: Manager of UM & Call Center	Reviewed By: Elizabeth Guisinger, LPC, CAADC	Total Pages: 9
Required By: <input checked="" type="checkbox"/> BBA <input checked="" type="checkbox"/> MDHHS <input checked="" type="checkbox"/> NCQA <input type="checkbox"/> Other (please specify): _____	Final Approval By:  <small>Beth Guisinger Nov 2, 2020 17:11 EST</small>	Date Approved: Nov 2, 2020
Application: <input checked="" type="checkbox"/> SWMBH Staff/Ops <input checked="" type="checkbox"/> Participant CMHSPs <input checked="" type="checkbox"/> SUD Providers <input checked="" type="checkbox"/> MH/IDD Providers <input type="checkbox"/> Other (please specify): _____	Line of Business: <input type="checkbox"/> Medicaid <input type="checkbox"/> Other (please specify): <input type="checkbox"/> Healthy Michigan _____ <input type="checkbox"/> SUD Block Grant <input type="checkbox"/> SUD Medicaid <input checked="" type="checkbox"/> MI Health Link	Effective Date: 10/29/2020

Policy: MHL – 04.02 Access Management, Triage & Referral

Purpose: To describe clear protocols for assessing urgent, emergent, and/or routine behavioral health treatment needs, determining the appropriate level of care, and connecting members with medically necessary mental health and substance abuse services in a timely manner.

Scope: This procedure intends to assure that Southwest Michigan Behavioral Health (SWMBH) staff performing triage and referral functions are trained in the use of SWMBH’s clinically based triage and referral protocols. Triage and Referral protocols guide decisions made by SWMBH clinical staff to ensure that service responses are appropriate to the member’s level of clinical acuity and risk, and congruent to the level of urgency of the member’s clinical circumstances.

Responsibilities: SWMBH Utilization Management (UM) is responsible for triaging calls, referring individuals to the appropriate medically necessary level of care, and authorizing ongoing treatment services.

Definitions: None

Procedure:

A. Triage and Referral Process Overview

1. Individuals may contact the SWMBH Call Center 24-hours a day, 7 days a week for inbound collect or toll-free calls, for any behavioral health or substance situation they define as urgent



or emergent. All calls will be answered within 30 seconds by a live person; no phone tree shall be used.

2. All triage and referral decisions are made by SWMBH Care Manager/Coordinators who are licensed by the State of Michigan in their respective field (Michigan fully or temporary/limited Licensed Master's Social Workers LLMSW/LMSW, Michigan fully or temporary/Limited Licensed Psychologists TLLP/LLP/LP, Michigan fully or temporary/Limited Licensed Professional Counselors LLPC/LPC, Registered Nurse, Physicians MD, DO, Occupational or Physical Therapists, OT, PT). Screening and referral staff are supervised by a Licensed Masters Level clinician with 5 years post graduate experience and the Medical Director oversees screening and referral decisions and are overseen by SWMBH's Medical Director.
3. Service determinations resulting in medical necessity denials are made by appropriately licensed and credentialed staff limited to the SWMBH Chief Medical Officer, contracted board-certified psychiatrist or contracted fully licensed psychologist.
4. At the time a member accesses the system, it is determined if the member requires emergent, urgent, or routine services.
5. For apparent medical emergencies, depending on the urgency, staff will refer the individual to the medical facility of his/her choice, facilitate arranging for emergency transportation and/or contact 911. The Care Manager/Coordinator is responsible for assuring prompt entry into necessary treatment or support.
6. When an urgent or emergent call is received, a specific Care Manager/Coordinator may be selected to handle the call based on availability, expertise and assignments. The Care Manager/Coordinator shall:
 - a. Triage and screen for risk and safety including assessing for lethality.
 - b. Verify if an Advanced Directive or WRAP/Crisis Plan is in place and honor accordingly.
 - c. Make or arrange for an intervention which may include either telephone or on-site face-to-face crisis services, provides crisis intervention if necessary and determine the type of referral needed based upon symptom intensity or the presenting circumstances; and
 - d. Document all decisions or arranges other appropriate care (i.e., emergency mental health, psychiatric, medical, substance abuse, etc.).
7. The Care Manager/Coordinator verifies all eligibility and benefit data and available provider resources to facilitate any treatment services/referrals.
8. Based upon the screening, including verification of insurance and residency status, the Care Manager shall:
 - a. Make a medical necessity or benefits determination for the requested service including inpatient care, partial hospitalization, crisis residential or outpatient care consistent with NICE, Michigan Quality Improvement Consortium (MQIC), and MCG Medical Necessity Criteria, Triage and Referral Protocol for Substance Use Disorders, Triage and Referral Protocol for Behavioral Health & Co-Occurring Disorders", the Michigan Department of Health and Human Services (MDHHS) Provider Manual/Medicaid Criteria, Medicare Manual Chapter 13, Level of Care Grid, service utilization expectations, changes (if any) in MDHHS Medicaid criteria or professional qualifications requirements, MDHHS Substance Use Disorder Policy Manual, and SMWMBH Clinical Pathways.



- b. Provide a SWMBH Authorization or Denial for Services confirmation and any subsequent Action Notices to the customer and/or service provider as indicated.
- c. Verbal authorization shall be provided within 30 minutes of making the determination for inpatient requests.
- d. Make arrangement for transportation if necessary.
- e. When additional diagnostic information is required, the Care Manager/Coordinator facilitates an immediate evaluation at an appropriate SWMBH Services location or through a network provider.
- f. Coordinate referrals to resources such as other SWMBH funded treatment services, community resources, medical care or natural supports.
- g. Coordinate with the County of Residency or County of Financial Responsibility (COFR) for persons residing in another county or who have Medicaid from another county enrolled in the MI Health Link Demonstration.
- h. Coordinate treatment data including when applicable, a warm transfer to the identified ICO Care Coordinator.
- i. Coordinate with other applicable treatment providers.

B. Triage and Referral Protocol for Substance Use Disorders

Presenting Issues/Situation	Level of Urgency	Care Setting(s)	Admission Requirements	Interim Services
Pregnant Injecting Drug User	Screened & referred within 24 hours	Withdrawal Management Short Term Residential Long Term residential Methadone	Offer Admission within 24 hours <i>Other Levels of Care- Offer Admission within 48 hours</i>	Begin within 48 hours: Counseling and Education on: <ul style="list-style-type: none"> • HIV & TB • Risk of needle sharing • Risk of transmission to sexual partner & infants • Effects of alcohol & drug use on the fetus Referral for prenatal care
Pregnant Substance Abuser	Screened & referred within 24 hours	Withdrawal Management Short Term Residential Long Term residential Methadone	Offer Admission within 24 hours <i>Other Levels of Care- Offer Admission within 48 hours</i>	Begin within 48 hours: Counseling and Education on: <ul style="list-style-type: none"> • HIV & TB • Risk of transmission to sexual partner & infants • Effects of alcohol & drug use on the fetus Referral for prenatal care Early Intervention Clinical Services
Injecting Drug User	Screened & referred within 24 hours	Outpatient Counseling Intensive Outpatient Program Withdrawal Management Short-term Residential Long-Term Residential Methadone	Offer admission within 14 days	Begin within 48 hours-maximum waiting time 120 days: Counseling & education on: <ul style="list-style-type: none"> • HIV & TB • Risks of needle sharing • Risk of transmission to sexual partner and infants
Parent at risk of Losing Children	Screened & referred within 24 hours	Outpatient Counseling Intensive Outpatient Program Withdrawal Management Short-term Residential Long-Term Residential Methadone	Offer admission within 14 days	Begin within 48 business hours: Early Intervention Clinical Services



All other SUD	Screened and referred within 7 calendar days.	Outpatient Counseling Intensive Outpatient Program Withdrawal Management Short-term Residential Long-Term Residential Methadone	Capacity to offer Admission within 14 days	Not required
---------------	---	--	--	--------------

C. Triage and Referral Protocol for Behavioral Health and Co-Occurring Disorders

Description	Response Type	Typical Presentations	Action/Care Settings
Current actions endangering self or others/ Very High risk of imminent harm to self or others	Emergent-Immediate	<ul style="list-style-type: none"> Medical emergency (potential overdose, potential for life threatening withdrawal symptoms, medical situation neglected due to mental health or substance abuse issues that present possible serious harm to physical health) Suicide attempt/serious self-harm in progress Violence/threats of violence and possession of a weapon Active suicidal ideation or risk of harm to others with clear plan and means and/or history of self-harm or aggression 	<ul style="list-style-type: none"> Care Manager to notify local emergency authority and/or securing transport to ER for evaluation <p>Additional actions to consider:</p> <ul style="list-style-type: none"> Keep caller on the line/provide support until emergency services arrive Notify other relevant individuals/services as appropriate under “duty to warn” <p>Upon Face-to Face-Evaluation:</p> <ul style="list-style-type: none"> Assess Level of care need based on SWMBH Medical Necessity Criteria for Inpatient Psychiatric Hospitalization, Partial Hospitalization, Crisis Stabilization and/or SUD services: Withdrawal Management, Short and Long Term Residential Refer to less intensive services as applicable and appropriate
High risk of imminent harm to self or others and/or high distress	Emergent-within 3 hours	<ul style="list-style-type: none"> High risk behavior associated with perceptual/ thought disturbance, delirium, dementia, or impaired impulse control <ul style="list-style-type: none"> Rapidly increasing symptoms of psychosis and/or severe mood disorder Unable to care for self or dependents or perform activities of daily living Known member requiring urgent intervention to prevent or contain relapse 	<ul style="list-style-type: none"> Care Manager to notify local emergency authority and/or securing transport to ER, or local CMHSP, for evaluation <p>Additional actions to consider:</p> <ul style="list-style-type: none"> Keep caller on the line/provide support until emergency services arrive, if appropriate Consultation with current behavioral health/SUD service provider, if applicable Notify other relevant individuals/services as appropriate under “duty to warn” <p>Upon Face-to Face-Evaluation:</p> <ul style="list-style-type: none"> Assess Level of Care need based on SWMBH Medical Necessity Criteria for Inpatient Psychiatric Hospitalization, Partial Hospitalization, Crisis Stabilization and/or SUD services: Withdrawal Management, Short and Long Term Residential, IOP Refer to less intensive services as applicable and appropriate (Outpatient, Intensive Outpatient Program, Medication Management)
Moderate risk of harm and/or significant distress	Urgent-within 48 hours	<ul style="list-style-type: none"> Significant distress associated with serious mental illness (including mood/anxiety disorder) but not suicidal Early symptoms of psychosis Requires face to face assessment in order to clarify diagnostic status Known customer requiring treatment or review 	<ul style="list-style-type: none"> Assess Level of Care need based on SWMBH Medical Necessity Criteria, LOCUS and/or ASAM, for Inpatient Psychiatric Hospitalization, Partial Hospitalization, Crisis Stabilization and/or SUD services: Withdrawal Management, Short and Long Term Residential Refer to less intensive services as applicable and appropriate (Outpatient, Intensive Outpatient Program, Medication Management)



Low risk of harm in short term or moderate risk with high supports/stabilizing factors	Routine- within 14 calendar days	<ul style="list-style-type: none"> Requires specialist mental health assessment but is stable and at low risk of harm during waiting period Known customer requiring non-urgent review, treatment or follow up 	<ul style="list-style-type: none"> Assess Level of Care need based on SWMBH Medical Necessity Criteria, LOCUS and/or ASAM, for Outpatient Counseling (i.e. assessment, outpatient individual therapy, outpatient group therapy, medication management). Refer to SWMBH contracted outpatient SUD and/or mental health provider. Member must be offered appointment within 14 calendar days.
Referral not requiring face to face	Referral	<ul style="list-style-type: none"> Consumer/caregiver requiring advice, opportunity to talk, or seeking community resources but not treatment Service provider requiring telephone consultation/advice Issue not requiring mental health or other services 	<ul style="list-style-type: none"> Provide consultation to customer or provider, and/or information on community resources

D. Levels of Care for Mental Health Specialty Services

1. Crisis Services: Crisis services are considered a benefit for any SWMBH member who is in need of urgent intervention. Crisis services are not considered a Level of Care and do not require prior authorization. SWMBH clinical staff meeting the qualifications pursuant to Michigan Mental Health Code 330.1409 Sec 409 provide inpatient screening and authorization of 1-3 days of psychiatric inpatient or crisis residential or partial hospitalization and/or any appropriate diversion and/or second opinion services.
2. Levels of Care for Adults (18 years or older) with Mental Illness and Co-occurring MI and Substance use Disorders: Level of Care Utilization System for Psychiatric and Addiction Services (LOCUS). The LOCUS is utilized to determine level of care needs for the purpose of triage and referral (refer to the actual AACP Level of Care Determination Grid for scores and placement guide):
 - a. Level VI – Medically Managed Residential Services: Members receiving services at this level of care are adults with a composite LOCUS score of 28 or more* and is the most intensive level of care in the continuum. These services are typically provided in a hospital setting.
 - b. Level V – Medically Monitored Residential Setting: Members receiving services at this level of care are adults with LOCUS Score of 23-27 who have inability to function in most areas, persistent danger to self and others, require significant support to reside independently in the community. Treatment is likely aimed at insuring safety, managing/reducing impact of symptoms, minimizing danger to self and others. Treatment at this level is generally provided in a non-hospital, residential setting.
 - c. Level IV – Medically Monitored Non-Residential Services: Members in this level of care are Adults with LOCUS Score of 20-22 with significant impairment of functioning in most areas, moderate to significant risk of harm to self or others, with significant supported needed to function independently in the community. May be engaging in high risk behaviors and be involved in the criminal justice system. Treatment needs require intensive management by a multi-disciplinary team and have traditionally been described as partial hospitalization or assertive community treatment programs.
 - d. Level III – High Intensity Community Based Services: Members receiving services at this level of care are Adults with a LOCUS Score of 17-19 who need intensive support and



treatment and with low to moderate ability to function in some areas, low to moderate risk of harm to self or others, requires minimal support to reside independently in the community. Occasional risk activities. Needs regular assistance with linking/coordinating and developing skills and self-advocacy and requires contact several times a week generally through a clinic-based program.

- e. Level II – Low Intensity Community Based Services: Members in this level of care are Adults with a LOCUS Score of 14-16 with low impairment of functioning in most areas, low to minimal risk of harm to self or others, able to reside independently in the community. Minimal assistance with linking/coordinating actively utilizing self-improvement and treatment skills acquired. Treatment needs are generally met through infrequent clinic-based services.
- f. Level I – Recovery Maintenance and Health Management: Members in this level of care are Adults with a LOCUS Score of 10-13 with minimal impairment of functioning, minimal to no risk of harm to self or others, resides independently in the community or require minimal support in the community. Minimal encouragement with linking/coordinating actively utilizing self-improvement and treatment skills acquired.
* Refer to the actual AACP Level of Care Determination Grid for scores and placement guide.

3. Levels of Care for Adults (ages 18 and older) Developmental Disabilities (SIS Levels TBD):

- a. Level V – Intense Need: Members receiving services at this level of care are Adults (18 years or older) and typically require total assistance on a daily basis including enriched staffing (24 hours per day, 2:1, or 1:1 staffing during awake hours).
- b. Level IV – High Need: Members receiving services at this level of care are Adults (18 years or older) and typically require daily reminders to engage or complete activities and personal support which may include enhanced staffing (24 hours per day, 1:2 or 1:1 staffing while awake) has an active Behavior Management Plan and or specialty professional staff (OT, PT, etc.).
- c. Level III – Moderate Need: Members receiving services at this level of care are Adults (18 years or older) and typically require frequent prompts/reminders to engage or complete activities (less than daily/more than weekly) or physical support. Moderate behavioral issues may be present with or without the need for a Behavior Plan.
- d. Level II – Low Need: Members receiving services at this level of care are Adults (18 years or older) and typically require occasional prompts/reminders to engage or complete activities (weekly or less) to insure maintenance of skills or physical support. Mild/moderate behavioral issues without the need for a Behavior Management Plan.
- e. Level I – Minimal Need: Members receiving services at this level of care are Adults (18 years or older) and typically require minimal prompts to engage or complete activities, monitoring of support needs with changes as situation dictates. Support may be needed for community inclusion.
- f. Levels of Care for Substance Use Treatment Services
 - i. Level 0.5 – Early Intervention: Services include assessment and education for those who are at risk, but do not currently meet the diagnostic criteria for a substance-



related disorder. Members who are determined to have this level of need are typically referred to available community resources including support groups and prevention activities. Member is screened for co-occurring mental health issues and referred to appropriate levels of care to meet identified needs. Per definition, early intervention as a specifically focused treatment program, including stage-based intervention for individuals with substance use disorders as identified through a screening or assessment process, and individuals who may not meet the threshold of abuse or dependence.

- ii. Level 1.0 – Outpatient Services: Community-based substance use outpatient treatment of less than 9 hours per week for adults and less than 6 hours per week for youth. Treatment is directed at recovery, motivational enhancement therapy and strategies to reduce or eliminate substance use and improve ability to cope with situations without substance use.
- iii. Level 2.1 – Intensive Outpatient: Community-based substance use outpatient treatment of greater than 9 hours per week for adults and greater than 6 hours per week for youth. Treatment is directed to treat multidimensional instability. This level of care may be authorized as a step-down from a higher level of care or in situations in which a higher level of care would otherwise be warranted but is not an appropriate option (either due to inability to participate in a residential treatment program or motivational issues).
- iv. Level 2.5 – Partial Hospitalization: Partial Hospitalization treatment is a structured treatment similar to the treatment available in a residential setting, however, is directed toward members who require greater than 20 hours per week of treatment for multidimensional stability, but not requiring 24-hour care.
- v. Level 3.1 – Clinically-Managed Low-Intensity Residential: Clinically-managed low-intensity residential treatment includes a 24-hour setting with available trained staff and at minimum 5 hours of clinical treatment services per week.
- vi. Level 3.3 – Clinically-Managed Medium-Intensity Residential: Clinically-managed medium-intensity residential treatment includes a 24-hour setting with staff who are trained to treat multidimensional needs and address risk/imminent danger.
- vii. Level 3.5 – Clinically-Managed High-Intensity Residential: Clinically-managed high-intensity residential treatment includes a 24-hour setting with staff who are trained to treat multidimensional needs and address risk/imminent danger and prepare for outpatient step-down. Member must be able to tolerate and use full active milieu available.
- viii. Level 3.7 – Medically-Monitored Intensive Inpatient: Medically-Monitored Intensive Inpatient - Nursing care with physician availability 24-hours per day for significant problems that arise in Dimensions 1, 2, or 3. Counselor is available 16 hours per day.
- ix. Level 4.0 – Medically-Managed Intensive Inpatient: Managed Intensive Inpatient - Nursing care and daily physician care 24-hours per day for severe, unstable



problems that arise in Dimensions 1, 2, or 3. Counselor is available to engage the member in treatment.

- x. Level 1-WM – Ambulatory Withdrawal Management without Extended On-Site Monitoring: Organized outpatient service which may be delivered in an office setting or in a home by trained clinicians who provide medically supervised evaluation, withdrawal management, and referral services. The services should be regularly scheduled sessions and delivered under a defined set of policies and procedures and/or medical protocol.
- xi. Level 2-WM – Ambulatory Withdrawal Management with Extended On-Site Monitoring: Organized outpatient service which may be delivered in an office setting or in a home by trained clinicians who provide medically supervised evaluation, withdrawal management, and referral services. The services should be regularly scheduled sessions and delivered under a defined set of physician-approved policies and physician-monitored procedures or clinical protocols.
- xii. Level 3.2-WM – Residential/Inpatient Withdrawal Management: Organized service that may be delivered by appropriately trained staff who provide 24-hour supervision, observation, and support for patients who are intoxicated or experiencing withdrawal. This level places emphasis on peer and social support rather than medical and nursing care and do not require the full resources of a higher level of withdrawal management.
- xiii. Level 3.7-WM – Medically Monitored Inpatient Withdrawal Management: Organized service delivered by medical and nursing professionals, which provides for 24-hour evaluation and withdrawal management in a permanent facility with inpatient beds. Services are delivered under a defined set of physician-approved policies and physician-monitored procedures or clinical protocols.
- xiv. Level OTP – Opiate Treatment Program: Opioid medication and counseling available daily or several times per week to maintain multidimensional stability for those with opioid dependence. Opioid maintenance therapy is considered an appropriate and effective treatment for opiate addiction for some members, particularly members who have completed other treatment modalities without success and are motivated to actively engage in the treatment necessary in OTP.

Effectiveness Criteria: Individuals are screened with the appropriate tool and referred to the least restrictive level of care to meet their needs. Referrals and treatment admissions will meet guidelines based on level of urgency and/or response type.

References: None

Attachments: None



Revision History

Revision #	Revision Date	Revision Location	Revision Summary	Revisor
Initial	4/24/2019	Responsibilities & Effectiveness Criteria D.4. Levels of Care for Substance Use Treatment Services	Not in previous version Added all levels of Withdrawal Management	E. Guisinger
1	4/28/2020	NA	Annual Review	E.Guisinger
2	10/29/2020	Procedure, A.8.a	MCG Medical Necessity	E. Guisinger






MHL P04.02.01 Access Management, Triage, & Referral Protocol

Final Audit Report

2020-11-02

Created:	2020-11-02
By:	Erin Peruchietti (erin.peruchietti@swmbh.org)
Status:	Signed
Transaction ID:	CBJCHBCAABAAF_BOB-McVQI6pUYp5jzEzQ0RkDFVON3S

"MHL P04.02.01 Access Management, Triage, & Referral Protocol" History

-  Document created by Erin Peruchietti (erin.peruchietti@swmbh.org)
2020-11-02 - 9:47:53 PM GMT- IP address: 96.36.47.106
-  Document emailed to Beth Guisinger (beth.guisinger@swmbh.org) for signature
2020-11-02 - 9:48:32 PM GMT
-  Email viewed by Beth Guisinger (beth.guisinger@swmbh.org)
2020-11-02 - 10:10:18 PM GMT- IP address: 68.60.68.179
-  Document e-signed by Beth Guisinger (beth.guisinger@swmbh.org)
Signature Date: 2020-11-02 - 10:11:53 PM GMT - Time Source: server- IP address: 68.60.68.179
-  Agreement completed.
2020-11-02 - 10:11:53 PM GMT